

Our Ref: Sec/275/0468/2013 dated 09.10.2013


Introductory sub-table (I)(a)			
(1)(a) Statement showing Shareholding pattern under clause 35 of Listing Agreement.			
Name of the Company: LAKSHMI MACHINE WORKS LIMITED			
Scrip Code, Name of the scrip, class of security: 500252, LMW, Equity			
Quarter ended: 30-SEP-2013			
Partly paid-up shares:-	No. of partly paid-up shares	As a % of total no. of partly paid-up shares	As a % of total no. of shares of the company
Held by promoter/promoter group		0	0
Held by public		0	0
Total - D	0	0	0
Outstanding convertible securities:-	No. of outstanding securities	As a % of total no. of outstanding convertible securities	As a % of total no. of shares of the company, assuming full conversion of the convertible securities
Held by promoter/promoter group		0	0
Held by public		0	0
Total - E	0	0	0
Warrants:-	No. of warrants	As a % of total no. of warrants	As a % of total no. of shares of the company, assuming full conversion of warrants
Held by promoter/promoter group		0	0
Held by public		0	0
Total - F	0	0	0
Total paid-up capital of the company, assuming full conversion of warrants and convertible securities (Grand Total (A+B+C)+ D+E+F)		11266504	




Statement Showing Shareholding Pattern								
Category code	Category of Shareholder	Number of Shareholders	Table (I)(a)		Total shareholding as a percentage of total number of shares		Shares Pledged of otherwise encumbered	
			Total number of shares	Number of shares held in dematerialized form	As a percentage of (A+B) ¹	As a percentage of (A+B+C)	No. of shares	As a percentage of pledged shares to shares held
			(IV)	(V)	(VI)	(VII)	(VIII)	(IX) = (VIII)/(IV)*100
(A)	Shareholding of Promoter and Promoter Group²							
1	Indian							
(a)	Individuals/ Hindu Undivided Family	9	301927	301867	2.68 ✓	2.68 ✓		0.00
(b)	Central Government/ State Government(s)				0.00	0.00		0.00
(c)	Bodies Corporate	9	2890878	2890878	25.66 ✓	25.66 ✓		0.00
(d)	Financial Institutions/ Banks				0.00	0.00		0.00
(e)	Any Others(Specify)				0.00	0.00		0.00
(e-i)					0.00	0.00		0.00
(e-ii)					0.00	0.00		0.00
	Sub Total(A)(1)	18	3192805	3192745	28.34 ✓	28.34 ✓	0	0.00
2	Foreign							
a	Individuals (Non-Residents Individuals/ Foreign Individuals)				0.00	0.00		0.00
b	Bodies Corporate				0.00	0.00		0.00
c	Institutions				0.00	0.00		0.00
d	Qualified Foreign Investor				0.00	0.00		0.00
e	Any Others(Specify)				0.00	0.00		0.00



	Sub Total(A)(2)	0	0	0	0.00	0.00	0	0.00
	Total Shareholding of Promoter and Promoter Group (A)= (A)(1)+(A)(2)	18	3192805	3192745	28.34	28.34	0	0.00
(B)	Public shareholding							
1	Institutions							
(a)	Mutual Funds/ UTI	22	932181	931831	8.27	8.27		
(b)	Financial Institutions / Banks	8	5968	5768	0.05	0.05		
(c)	Central Government/ State Government(s)				0.00	0.00		
(d)	Venture Capital Funds				0.00	0.00		
(e)	Insurance Companies	4	1699557	1699557	15.09	15.09		
(f)	Foreign Institutional Investors	29	203741	203641	1.81	1.81		
(g)	Foreign Venture Capital Investors				0.00	0.00		
(h)	Qualified Foreign Investor				0.00	0.00		
(i)	Any Other (specify)				0.00	0.00		
(i-i)					0.00	0.00		
(i-ii)					0.00	0.00		
	Sub-Total (B)(1)	63	2841447	2840797	25.22	25.22		
B 2	Non-institutions							
(a)	Bodies Corporate	521	2220442	1618212	19.71	19.71		
(b)	Individuals				0.00	0.00		
I	Individuals -i. Individual shareholders holding nominal share capital up to Rs 1 lakh	24754	1520810	1399773	13.50	13.50		
II	ii. Individual shareholders holding nominal share capital in excess of Rs. 1 lakh.	19	874164	850164	7.76	7.76		



(c)	Qualified Foreign Investor				0.00	0.00		
(d)	Any Other (specify)				0.00	0.00		
(d-i)	TRUSTS	4	7035	7035	0.06	0.06		
(d-ii)	DIRECTORS & THEIR RELATIVES	3	4500	4500	0.04	0.04		
(d-iii)	FOREIGN NATIONALS	1	240	0	0.00	0.00		
(d-iv)	NON RESIDENT INDIANS	320	53721	53381	0.48	0.48		
(d-v)	CLEARING MEMBERS	112	8147	8147	0.07	0.07		
(d-vi)	HINDU UNDIVIDED FAMILIES	767	543193	543193	4.82	4.82		
(d-vii)					0.00	0.00		
	Sub-Total (B)(2)	26501	5232252	4484405	46.44	46.44		
(B)	Total Public Shareholding (B)= (B)(1)+(B)(2)	26564	8073699	7325202	71.66	71.66		
	TOTAL (A)+(B)	26582	11266504	10517947	100	100	0	
(C)	Shares held by Custodians and against which Depository Receipts have been issued							
1	Promoter and Promoter Group					0.00		0.00
2	Public					0.00		
	Sub-Total (C)	0	0	0		0	0	
	GRAND TOTAL (A)+(B)+(C)	26582	11266504	10517947		100	0	0.00





Sr.No	Notes
1	
2	
3	
4	
5	RND
6	
7	
8	
9	

(I)(b) Statement showing holding of securities (including shares, warrants, convertible securities) of persons belonging to the category "Promoter and Promoter Group"


Sr. No	Name of the shareholder	Details of Shares held		Encumbered shares (*)			Details of warrants		Details of convertible securities		Total shares (including underlying shares assuming full conversion of warrants and convertible securities) as a % of diluted share capital
		Number of shares held	As a % of grand total (A)+(B)+(C)	Number of shares	As a percentage of pledged shares to shares held	As a % of grand total (A)+(B)+(C) of sub-clause (I)(a)	Number of warrants held	As a % total number of warrants of the same class	Number of convertible securities held	As a % total number of convertible securities of the same class	
(I)	(II)	(III)	(IV)	(V)	(VI)=(V)/(II)*100	(VII)					
1	D THAYARAMMAL	7920	0.07		0.00	0.00		0.00		0.00	0.07
2	J RAJYALAKSHMI	97980	0.87		0.00	0.00	0	0.00	0	0.00	0.87
3	RAVI SAM	5866	0.05		0.00	0.00		0.00		0.00	0.05
4	D. SENTHILKUMAR	160	0.00		0.00	0.00	0	0.00	0	0.00	0.00
5	UTTARA R	44290	0.39		0.00	0.00	0	0.00	0	0.00	0.39
6	NETHRA J S KUMAR	720	0.01		0.00	0.00		0.00		0.00	0.01
7	K SUNDARAM	1220	0.01		0.00	0.00		0.00		0.00	0.01



(D)(c)(i) Statement showing holding of securities (including shares, warrants, convertible securities) of persons belonging to the category "Public" and holding more than 1% of the total number of shares

Sr. No.	Name of the shareholder	Number of shares	Shares as a percentage of total number of shares (i.e., Grand Total (A)+(B)+(C) indicated in Statement at para (D)(a) above)	Details of warrants		Details of convertible securities		Total shares (including underlying shares assuming full conversion of warrants and convertible securities) as a % of diluted share capital
				Number of warrants held	As a % total number of warrants of	Number of convertible securities held	% w.r.t total number of convertible securities of the same	
1	HDFC TRUSTEE COMPANY LIMITED-HDFC	192132	1.71		0.00		0.00	1.71
2	HDFC TRUSTEE COMPANY LIMITED - HDFC	195043	1.73		0.00		0.00	1.73
3	RELIANCE CAPITAL TRUSTEE CO. LTD A/C RELIANCEEQUIT	373642	3.32		0.00		0.00	3.32
4	LIFE INSURANCE CORPORATION OF INDIA	1093481	9.71		0.00		0.00	9.71
5	NATIONAL INSURANCE COMPANY LTD	124670	1.11		0.00		0.00	1.11
6	THE NEW INDIA ASSURANCE COMPANY LIMITED	385150	3.42		0.00		0.00	3.42
7	SUDARSHAN SECURITIES PRIVATE LIMITED	519250	4.61		0.00		0.00	4.61
8	ICICI PRUDENTIAL LIFE INSURANCE COMPANY LTD	294145	2.61		0.00		0.00	2.61
9	GAGANDEEP CREDIT CAPITAL PVT LTD	293954	2.61		0.00		0.00	2.61
10	M/S VOLTAS LIMITED	600000	5.33		0.00		0.00	5.33
11	ANUJ ANANTRAI SHETH	296000	2.63		0.00		0.00	2.63
12	SHARDA S SHAH	115000	1.02		0.00		0.00	1.02
13	NEMISH S SHAH	402681	3.57		0.00		0.00	3.57
TOTAL		4885148	43.36	0.00	0.00	0.00	0.00	43.36

43.36




(I)(c)(ii) Statement showing holding of securities (including shares, warrants, convertible securities) of persons (together with PAC) belonging to the category "Public" and holding more than 5% of the total number of shares of the company

Sr. No.	Name(s) of the shareholder(s) and the Persons Acting in Concert (PAC) with them	Number of shares	Shares as a percentage of total number of shares {i.e., Grand Total (A)+(B)+(C) indicated in Statement at para (I)(a) above}	Details of warrants		Details of convertible securities		Total shares (including underlying shares assuming full conversion of warrants and convertible securities) as a % of diluted share capital
				Number of warrants held	As a % total number of warrants of the same class	Number of convertible securities held	% w.r.t total number of convertible securities of the same class	
1	LIFE INSURANCE CORPORATION OF INDIA	1093481	9.71		0.00		0.00	9.71
2	M/S VOLTAS LIMITED	600000	5.33		0.00		0.00	5.33
3			0.00		0.00		0.00	0.00
4			0.00		0.00		0.00	0.00
5			0.00		0.00		0.00	0.00
6			0.00		0.00		0.00	0.00
7			0.00		0.00		0.00	0.00
8			0.00		0.00		0.00	0.00
9			0.00		0.00		0.00	0.00
10			0.00		0.00		0.00	0.00
TOTAL		1693481	15.03	0	0.00	0	0.00	15.03

15.04
NSE
Lakshmi Machine Works Limited
COIMBATORE

(I)(d) Statement showing details of locked-in shares

Sr. No.	Name of the shareholder	Number of locked-in shares	Locked-in shares as a percentage of total number of shares {i.e., Grand Total (A)+(B)+(C) indicated in Statement at para (I)(a) above}
1			0.00
2			0.00
3			0.00
4			0.00
5			0.00
6			0.00
7			0.00
8			0.00
9			0.00
TOTAL		0	0.00



(II)(a) Statement showing details of Depository Receipts (DRs)

Sr. No.	Type of outstanding DR (ADRs, GDRs, SDRs, etc.)	Number of outstanding DRs	Number of shares underlying outstanding DRs	Shares underlying outstanding DRs as a percentage of total number of shares {i.e., Grand Total (A)+(B)+(C) indicated in Statement at para (I)(a) above}
1				0.00
2				0.00
3				0.00
4				0.00
5				0.00
6				0.00
7				0.00
8				0.00
9				0.00
TOTAL		0	0	0.00



(II)(b) Statement showing Holding of Depository Receipts (DRs), where underlying shares held by "promoter/promoter group" are in excess of 1% of the total number of shares

Sr. No.	Name of the DR Holder	Type of outstanding DR (ADRs, GDRs, SDRs, etc.)	Number of shares underlying outstanding DRs	Shares underlying outstanding DRs as a percentage of total number of shares {i.e., Grand Total (A)+(B)+(C) indicated in Statement at para (I)(a) above}
1				0.00
2				0.00
3				0.00
4				0.00
5				0.00
6				0.00
7				0.00
8				0.00
9				0.00
				0.00
				0.00
TOTAL			0	0.00

For LAKSHMI MACHINE WORKS LIMITED

(K. DURAISAMI)
Company Secretary

